


# Greg's **DRIP-FREE** **OIL FILTER FUNNEL**

For all Harley Davidson™ Evo and TwinCam 1985 to current with forward spin on oil filter. Fits all Touring, Dyna, Softail, and Sportsters.



**Important: Bike must be leaning on its factory stand for oil to properly drain down the Filter Funnel properly.**

1. **Ensure bike is leaning on its factory stand.**
2. **Place oil funnel below filter.**
3. **Punch hole in top face of oil filter**
4. **Twist oil filter off 1/2 turn to drain (DO NOT BREAK SEAL ON OIL FILTER UNTIL FULLY DRAINED).**
5. **Remove drain plug on oil tank**
6. **Remove dipstick tube to facilitate draining.**
7. **When fully drained remove filter.**
8. **Install drain plug, new filter and oil – done.**



1. Place Greg's Oil Filter Funnel below the oil filter.



2. We used a clamp-type oil filter wrench for clearance.



3. Punch a hole in top front of filter.



4. Twist oil filter off 1/2 turn until punched hole is at bottom. Do not break rear seal until oil is fully drained from filter.



5. Remove oil drain-plug and dipstick. Let drain completely. Use tube provided to drain it away from chassis.



6. When filter is **fully** drained, spin off the rest of the way, into the filter funnel and remove oil filter and filter funnel together.



7. No mess! Reinstall oil pan plug, spin on and tighten a new filter wiping the rubber seal with fresh oil. Refill the crankcase. That's it!

# Greg's **DRIP-FREE** OIL FILTER FUNNEL

Thank you for purchasing our drip free filter funnel. For satisfaction, just remember to go slow and let the oil filter drain completely before you break the seal on the back of the filter.

Here are some photos of the filter on different current bikes. Our special design and soft material allow for the Oil Filter Funnel to fit around all the levers and sensors without damaging them or scratching any finishes.

On forward control models the Oil Filter Funnel gets crammed in, that's ok as its made of flexible materials.

All of our products are fully guaranteed so if you ever break this funnel let us know by contacting us at mail@ernstmfg.com and we will replace it.

Take a look at our fine line of tool organizer products at [www.ernstmfg.com](http://www.ernstmfg.com)



**Dyna® and Softail®**



**Touring**



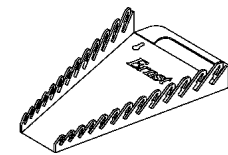
**Sportster®**



**Forward control**

## More Ernst Products

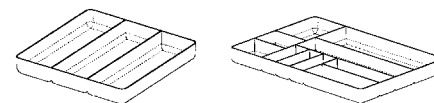
See other automotive accessories and tool organizing products at: [www.ernstmfg.com](http://www.ernstmfg.com)



### "GRIPPER" WRENCH ORGANIZERS

Gripper Wrench Organizers help you organize your wrenches, and securely transport wrenches to the job site. These superior organizers provide the ultimate in tool box storage. Made from soft, flexible material. While holding wrenches secure for transportation, they also allow for easy one-handed engagement and removal of wrenches.

**PART NOS. 5088-Red 5089-Blk**

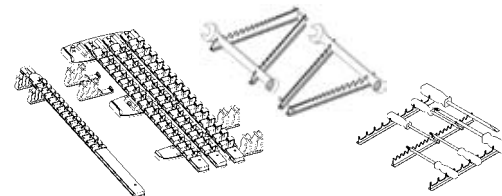


### TRAY ORGANIZERS

Find a place for everything in your toolbox (or anywhere else!) with our impact resistant tray organizers. Available in 2 convenient sizes. Will fit shallow drawers in standard tool boxes. Sturdy, stackable and available in red and black. Fuel and solvent resistant.

**10.5 X 10.5 3 COMPARTMENT ORGANIZER TRAY**  
**PART NO. 5020-Red PART NO. 5021-Blk**

**11 X 16 10 COMPARTMENT ORGANIZER TRAY**  
**PART NO. 5010-Red PART NO. 5011-Blk**



### COMPLETE TOOL SYSTEM

**Kit Includes:** (1) 4 piece Magnetic Wrench Rail Set, (1) 3 piece Magnetic Screwdriver Rail Set, (4) 18" Universal Socket Organizers, Dura-Clip Socket Clips, (6) Side Mount Ratchet & Extension Holders, (1) 3 piece Magnetic Mounting Kit, (384) Socket ID Stickers

**PART NO. 8380**